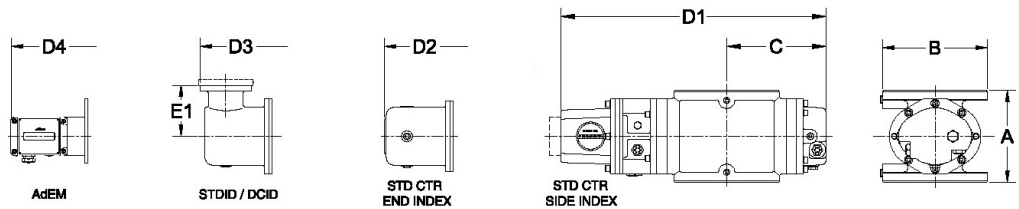





ROMET

Distributed By
MVC
 Meter, Valve & Control
 877-566-3837

Rotary Gas Meters



| METER SIZE | ANSI 125 FF FLANGE | A | B | C | D1 | D2 | D3 | D4 | E1 | WEIGHT (lbs) |
|------------|--------------------|--------|--------|--------|--------|--------|--------|--------|-------|--------------|
| RM56000 | 6" | 16.00" | 11.25" | 14.87" | 32.83" | 34.31" | 35.09" | 36.03" | 4.00" | 189 |

RM56000 - IMPERIAL

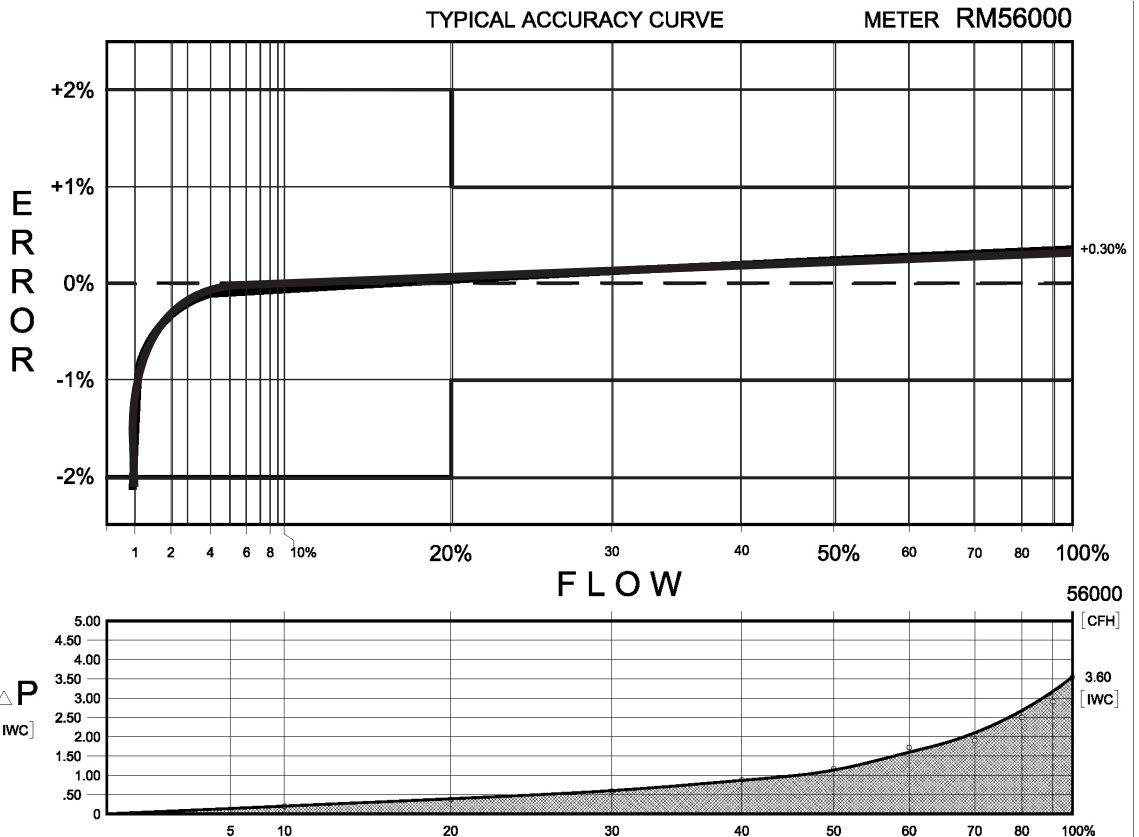
IMPERIAL RM56000 6" FLANGE CONNECTION

TECHNICAL SPECIFICATION

| | | |
|---------------------------------|-------------|----------|
| Connection (Flanged) | ANSI 125 FF | 6" |
| MAOP | (psig) | 175 |
| Flow Capacity | (cfh) | 56000 |
| Rangeability @ ± 1% Error | | 100:1 |
| Rangeability @ ± 2% Error | | 200:1 |
| Start Rate | (cfh) | 26.0 |
| Stop Rate | (cfh) | 16.0 |
| Differential @ 100% Flow | (I.W.C.) | 3.60 |
| Instrument Drive Rate | (cf/rev) | 100/1000 |
| LF Pulser (Optional on Std Ctr) | (cf/pulse) | 100/1000 |

CORRECTED FLOW CAPACITY AND TYPICAL ACCURACY GUIDE

| RM56000 METER (SCFH) | |
|------------------------------|---|
| Gauge Pressure P.S.I.G. 0.25 | RM56000 Qmax = 56000ft ³ /hr |
| 2 | 58547 |
| 5 | 73754 |
| 10 | 92763 |
| 15 | 111772 |
| 20 | 130781 |
| 25 | 149790 |
| 50 | 244834 |
| 75 | 339878 |
| 100 | 434922 |
| 125 | 529966 |
| 150 | 625010 |
| 175 | 720054 |



ROMET

The values quoted are typical of normal production. They do not constitute a specification. Romet Limited reserves the right to change any information in this literature without notice. All of the information and data in this literature has been carefully compiled and thoroughly checked.