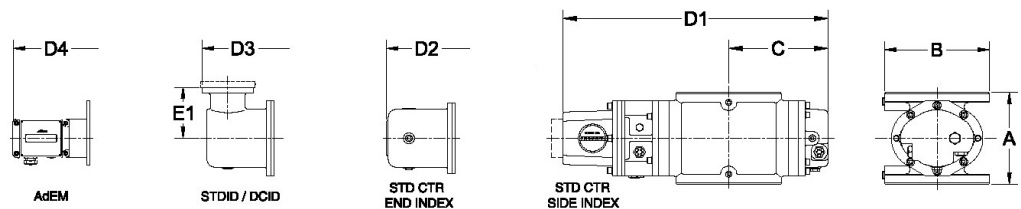





ROMET

Distributed By
MVC
 Meter, Valve & Control
 877-566-3837

Rotary Gas Meters



METER SIZE	ANSI 125 FF FLANGE	A	B	C	D1	D2	D3	D4	E1	WEIGHT (lbs)
RM56000	8"	16.00"	11.25"	14.87"	32.83"	34.31"	35.09"	36.03"	4.00"	189

RM56000 - IMPERIAL

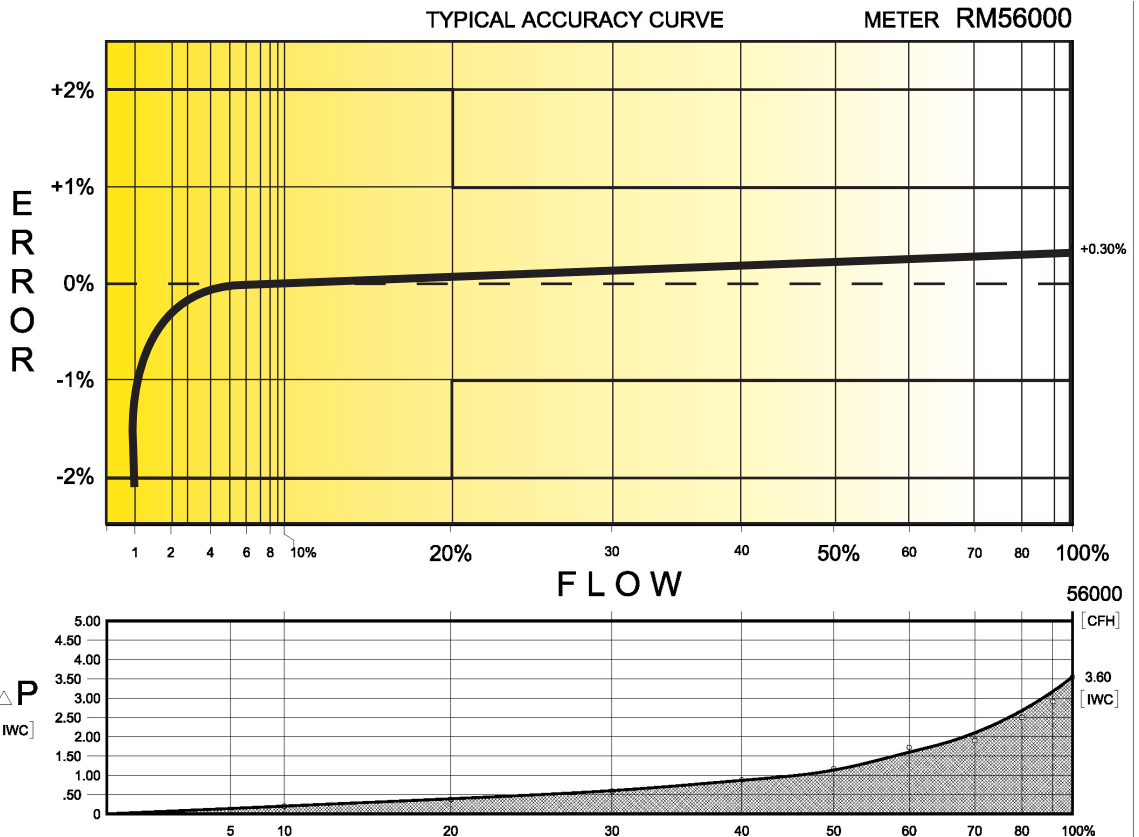
IMPERIAL RM56000 8" FLANGE CONNECTION

TECHNICAL SPECIFICATION

Connection (Flanged)	ANSI 125 FF	8"
MAOP	(psig)	175
Flow Capacity	(cfh)	56000
Rangeability @ ± 1% Error		100:1
Rangeability @ ± 2% Error		200:1
Start Rate	(cfh)	26.0
Stop Rate	(cfh)	16.0
Differential @ 100% Flow	(I.W.C.)	3.60
Instrument Drive Rate	(cf/rev)	100/1000
LF Pulser (Optional on Std Ctr)	(cf/pulse)	100/1000

CORRECTED FLOW CAPACITY AND TYPICAL ACCURACY GUIDE

RM56000 METER (SCFH)	
Gauge Pressure P.S.I.G. 0.25	RM56000 Qmax = 56000ft ³ /hr
2	58547
5	73754
10	92763
15	111772
20	130781
25	149790
50	244834
75	339878
100	434922
125	529966
150	625010
175	720054



ROMET

The values quoted are typical of normal production. They do not constitute a specification. Romet Limited reserves the right to change any information in this literature without notice. All of the information and data in this literature has been carefully compiled and thoroughly checked.