


• **INLINE FLOW METER** •
MODEL F-1300 TURBINE
FREQUENCY OUTPUT



Made in the USA



GENERAL SPECIFICATIONS

ACCURACY

- ± 0.5% of reading at calibrated velocity
- ± 2% of reading from 0.8 to 38 GPM (50:1 range)

SENSING METHOD

- Electronic impedance sensing
(non-magnetic and non-photoelectric)

PROCESS CONNECTIONS

- Threaded or sweat union fittings - 3/4" or 1"

SUPPLY VOLTAGE

- 24 ± 4 V AC/DC at 30 mA

LIQUID TEMPERATURE RANGE

- Standard: 180° F continuous, 200° F peak
- High Temp: 280° F continuous, 300° F peak

AMBIENT TEMPERATURE RANGE

- 5° to 160° F (-20° to 70° C)

OPERATING PRESSURE

- 400 PSI maximum

PRESSURE DROP

- 3 PSI at maximum flow rate

OUTPUT SIGNALS PROVIDED

- Frequency Output
- 0 – 15 V peak pulse, typically less than 300 Hz

MATERIAL

- Brass housing and stem
- Sapphire bearings and tungsten carbide shaft

ELECTRONICS ENCLOSURE

- Weathertight aluminum enclosure

ELECTRICAL CONNECTIONS

- 3-wire for frequency output
- Standard: 10' of cable with 1/2" NPT conduit connection
- Optional: Indoor DIN connector with 10' of plenum rated cable

DESCRIPTION

ONICON inline turbine flow meters are suitable for measuring electrically conductive water-based liquids. The F-1300 model provides a high-resolution frequency output for connection to an ONICON display or Btu meter.

CALIBRATION

Every ONICON flow meter is wet calibrated in our flow laboratory against primary volumetric standards that are directly traceable to N.I.S.T. A certificate of calibration accompanies every meter.

FEATURES

Unmatched Price vs. Performance - Custom calibrated, highly accurate instrumentation at very competitive prices.

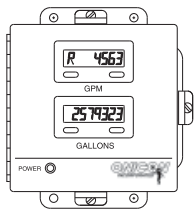
Excellent Long-term Reliability - Patented electronic sensing is resistant to scale and particulate matter. Low mass turbines with engineered jewel bearing systems provide a mechanical system that virtually does not wear.

Industry Leading Two-year "No-fault" Warranty - Reduces start-up costs with extended coverage to include accidental installation damage (miswiring, etc.) Certain exclusions apply. See our complete warranty statement for details.

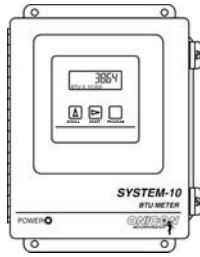
APPLICATIONS

- Closed loop chilled water, hot water, condenser water & water/glycol/brine solutions for HVAC
- Process water & water mixtures
- Domestic water

ALSO AVAILABLE



Display Modules

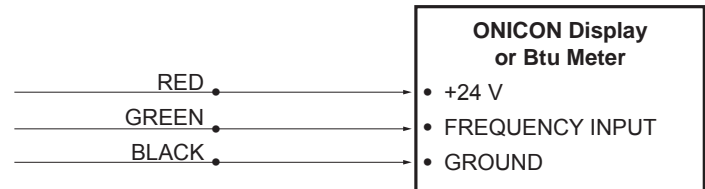


Btu Measurement Systems

F-1300 Wiring Information

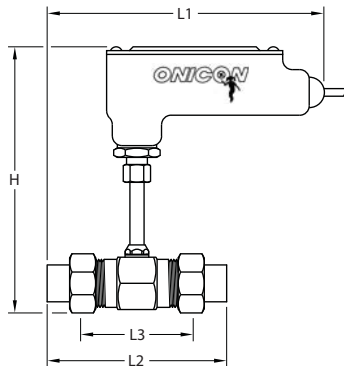
WIRE COLOR	DESCRIPTION	NOTES
RED	(+) 24 V AC/DC supply voltage, 30 mA	Connect to power supply positive
BLACK	(-) Common ground (Common with pipe ground)	Connect to power supply negative
GREEN	(+) Frequency output signal: 0-15 V peak pulse	Signal for ONICON display or Btu meter

F-1300 Wiring Diagram

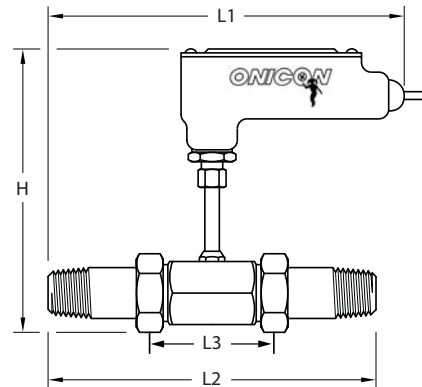


NOTE:
Black wire is common with the pipe ground (typically earth ground).

Inline Flow Meter Dimensions



Sweat		Threaded
9"	L1	10 1/4"
5 3/8"	L2	8 5/8"
3 1/4"	L3	3 1/4"
8"	H	8"
2"	MAX WIDTH	2"



Typical Meter Installation (New construction or scheduled shutdown)

